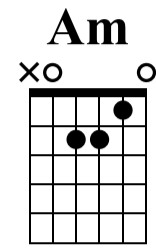
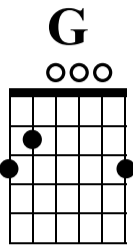
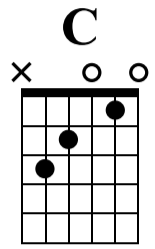


CANON de PACHELBEL

Adaptation en DO majeur et 4 temps
par T-Boy Guitar ©

Music by Johann Pachelbel

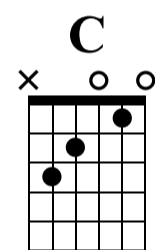
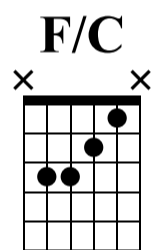
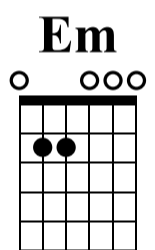
♩ = 76



1 2 3

let ring let ring let ring let ring let ring let ring let ring let ring let ring let ring let ring let ring

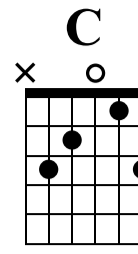
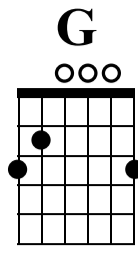
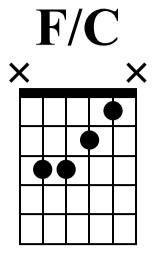
| | | | | | | | | | | | | | | | | | | | | | |
|---|---|---|---|---|---|---|---|---|--|---|---|---|---|---|---|---|---|---|---|---|--|
| T | 1 | 1 | 0 | 1 | | 0 | 0 | | | | | | | | | | | | | | |
| A | | | | | | | | | | | | | | | | | | | | | |
| B | 3 | 2 | 3 | 3 | 2 | 0 | | 0 | | 0 | 0 | 0 | 0 | 0 | 0 | 0 | 0 | 0 | 0 | 0 | |



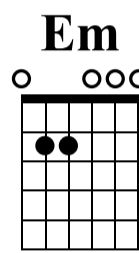
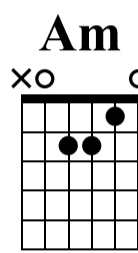
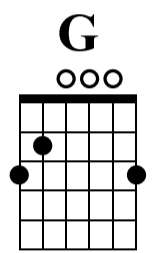
4 5 6

let ring let ring let ring let ring let ring let ring let ring let ring let ring

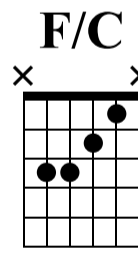
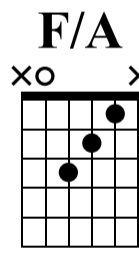
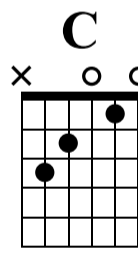
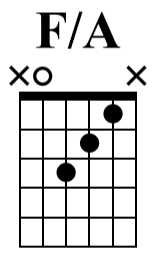
| | | | | | | | | | | | | | | | | | | | | |
|---|---|---|---|---|---|---|--|---|---|---|---|---|---|---|---|---|---|---|---|--|
| T | | 0 | 3 | 1 | 0 | 0 | | 2 | 2 | 0 | 2 | 0 | 1 | 0 | 3 | 1 | 0 | 0 | | |
| A | 2 | 2 | 2 | 0 | 0 | 0 | | 2 | 3 | 2 | 0 | 2 | 0 | 0 | 0 | 3 | 1 | 0 | 0 | |
| B | 0 | 2 | 2 | 2 | 2 | | | 3 | 3 | 3 | 3 | 3 | 0 | 3 | 2 | 3 | 0 | 2 | 0 | |



Musical notation for measures 7-9. Measure 7: *let ring*. Measure 8: *let ring let ring*. Measure 9: *let ring let ring*. Includes treble and bass clef staves with notes and tablature.



Musical notation for measures 10-12. Measure 10: *let ring*. Measure 11: *let ring let ring*. Measure 12: *let ring*. Includes treble and bass clef staves with notes and tablature.



Musical notation for measures 13-15. Measure 13: *let ring let ring*. Measure 14: *let ring let ring*. Measure 15: *let ring let ring*. Includes treble and bass clef staves with notes and tablature.

The image shows a musical score for guitar, consisting of a standard staff with a treble clef and a corresponding guitar tablature below it. The score is divided into three measures, numbered 16, 17, and 18.

Measure 16: Features a G major chord (chord diagram: 000333) and a melodic line of eighth notes: G4, A4, B4, C5. The notes are marked with accents (>). The instruction "let ring" is written below the first two notes.

Measure 17: Features a C major chord (chord diagram: x02310) and a whole note chord. The instruction "let ring" is written below the chord.

Measure 18: Features a C major chord (chord diagram: x02310) and a whole note chord. The instruction "let ring" is written below the chord.

Chord Diagrams:

- G:** 000333
- C:** x02310
- C:** x02310

Tablature:

- Measure 16:** Treble (T) 0 2 0 2 0; Bass (B) 2 3
- Measure 17:** Treble (T) 0 1 3; Bass (B) 3
- Measure 18:** Treble (T) 1 0 2 3; Bass (B) 3