

# Since I've Been Loving You

Led Zeppelin

Album Led Zeppelin III

Standard tuning

♩ = 62

**Cm** **Gm**

el. guit.

TAB

**Cm** **Cm**

TAB

**Fm**

TAB

**Fm**

7 **Fm**  $\frac{7}{8}$

TAB: 13  $\frac{12}{11}$  11  $\frac{10}{12}$  11  $\frac{8}{8}$   $\frac{11}{8}$  11 10 8 10 10

**Cm**

8 **Cm**  $\frac{8}{8}$

TAB: 8 7 10 8 8 8 8 8 7 10 8 8 8 8 8 7 10 8 10 8 8 10 12 11 13 13

**Cm**

9 **Cm**  $\frac{9}{8}$

TAB: 13 15 17 16 18 18 full 18 16 18 18 full

**Gm** **G#** **Gm**

10 **Gm**  $\frac{10}{8}$  **G#**  $\frac{8}{8}$  **Gm**  $\frac{10}{8}$

TAB: 11 8 10 8 11 8 8 10 12 11 10 13 13 full 13 full 13 H 13 15 15 16 15 16 15 18 18 18 18 full

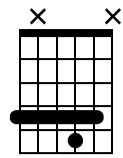
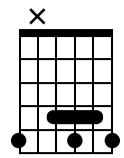
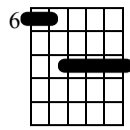
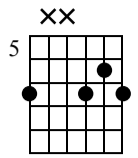
**Cm**

**G7/B**

**Cm7/B $\flat$**

**A dim**

**G $\sharp$ 7**



Musical notation for measures 12-13. Measure 12 features a Cm chord and a melodic line starting on G $\sharp$ 4. Measure 13 features a Cm7/B $\flat$  chord and a melodic line with triplets. The TAB below shows fret numbers for strings T, A, and B. The B string has a 'full' pickup mark above the 5th fret in both measures.

**Cm(no5)**

**Fm**

Musical notation for measures 14-15. Measure 14 features Cm(no5) and Fm chords. Measure 15 features an Fm chord and a melodic line. The TAB below shows fret numbers. Slurs (*sl.*) are placed over the 6-8 and 6-8 fret intervals in measure 14. 'full' pickup marks are above the 10th fret in measure 15.

**Cm**

Musical notation for measure 16. Measure 16 features a Cm chord and a melodic line with a long note on G $\sharp$ 4. The TAB below shows a 'full' pickup mark above the 10th fret and fret numbers for strings T, A, and B.

**Cm**

Musical notation for measure 17. Measure 17 features a Cm chord and a melodic line with triplets and a 7:27:2 interval. The TAB below shows fret numbers and 'full' and 'P' (pizzicato) markings.

**Fm** **Fm**

18 19

TAB 10 10 10 | 1 3 3 5 3 | 5 3 1 1 3 1 | 1 3 1 1 3 1 | 1 3 1 1 3 1 | 3 3

3 5 5 6 5 | 6 5 3

**Cm**

20

TAB 5 | 12 12 13 | 12 12 10 | 13

**Cm**

21

TAB 10 12 13 | 10 11 10 | 13 10 | 12 11 | 10 11 10 | 13 10 | 13 10 | 13 10 12 | 13 12 10 | 10 8

H P H P P P

**G5** **G#** **Fm** **Cm G7/B Cm7Cm7/Bb**

22 23 24

TAB 3 3 | 0 0 | 5 5 | 5 5 | 6 6 8 6 | 5 3 3 5 3 | 5 | 5 4 5 | 5 2

5 5 | 5 5 | 4 4 6 4 | 3 1 1 3 1 | 3 | 6 5 6 | 6

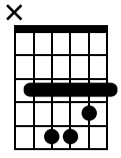
**A dim** **G#7**

25 26

TAB 4 5 | 4 5 (5) 5 | 4 3 5 | 3 5 3 | 3 5 5 | 5 3

1/2 full

**Cm**

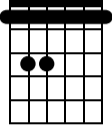


26

TAB

5 5 4 5 5 3 5 3 4 5 4 5 3 5 5 4 5

**Fm**



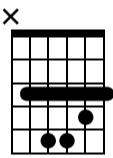
27

TAB

1 1 1 1 1 1 3 1 3 1 1 1 1 1 1

3 3 3 1 1 1 1 1 1 1 1 1 1 1 1

**Cm**



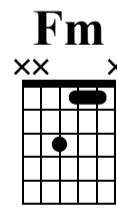
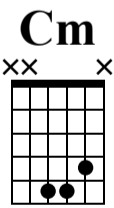
28

TAB

3 4 4 5 3 5 3 5 4 5 4 5 3 5 3 5

5 5 5 5 5 5 5 5 5 5 5 5 5 5 5

**Cm**



29

30

TAB

4 4 3 3 4 4 5 5 5 5 3 0

4 6 4 3 1 1 1 1 1 1 1 1 1 1 1

5 7 5 3 1 1 1 3 3 1 1 3 3 1 1 3



**Cm**

38

TAB

8 10-8 10-8 10-8 10-8 6-8 6 8 6-8 10 8 10-8 10-10 10-8 10-8 10-8 10-8 8-10-10 10-10-10-8-10-10

**Fm**

39

TAB

(10) 8 9 11-10-8 9-10-8 9-9-9 8 10-8-5 8-6 8-6 8-6 8-8 8-5-6-5 8-6-3

**Cm**

40

TAB

3 8 8 11-8 10-10-8 10-10-8 17 16 18 16 18

**Cm**

41

TAB

(18) 18 18 18 16 18 18 16 18 16 18 18 18 18 (18) 18 16 18 18 16

**Fm**

Musical notation for measures 42 and 43 in Fm. The guitar tablature below shows fret numbers and techniques like "full" and "2".

**Fm**

Musical notation for measures 43 and 44 in Fm. The guitar tablature below shows fret numbers and techniques like "full" and "2".

**Cm**

Musical notation for measures 44 and 45 in Cm. The guitar tablature below shows fret numbers and techniques like "full" and "P".

**Cm**

Musical notation for measures 45 and 46 in Cm. The guitar tablature below shows fret numbers and techniques like "full" and "1/2".



**Gm** **G#** **Fm**

46 47

full full full full full full full

TAB

**Cm** **G7/B** **A dim** **G#7**

48 49

full full full full 1/2 full full full

TAB

**Cm**

50

TAB