

HALLELUJAH

Adptation par T-Boy Guitar ©

Leonard COHEN

Standard tuning

♩ = 66

n.guit.

Chord diagrams for C and G:

C (x 0 0) **G** (0 0 0) **C** (x 0 0) **G** (0 0 0)

let ring let ring let ring let ring sl. sl. 3

TAB: 1 0 1 0 0 0 | 0 1 0 2/4 5/7 | 7 7

B: 3 2 2 0 0 0 | 3 2 2 0 3 | 3

Chord diagrams for C5/G, Am, F/A, and G:

C5/G (xx) **Am** (xo) **F/A** (xx) **G** (x)

let ring let ring let ring let ring let ring let ring

TAB: 8 8 8 5 5 5 | 8 8 8 5 5 5 | 5 6 5 3 3

B: 5 5 5 7 5 5 | 5 5 5 7 5 5 | 7 5 7 5 4 4 5 3

Chord diagrams for C5/G, G, C, F, G, and Am:

C5/G (xx) **G** (xx) **C** (x 0 0) **F** **G** **Am** (xo)

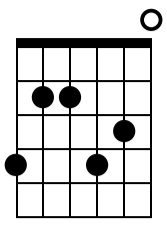
let ring let ring let ring let ring let ring let ring let ring

TAB: 8 8 8 8 3 3 | 0 1 1 1 3 3 | 1 0 1 1 3

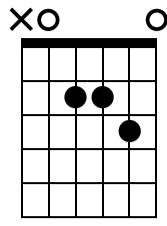
B: 5 5 5 5 4 3 | 0 2 0 2 4 5 | 0 2 2 2 3 3 2 5 5 4

1 3

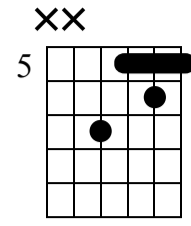
E7/G#



Asus4



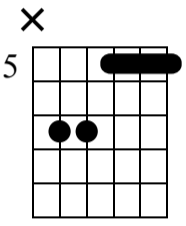
F/A



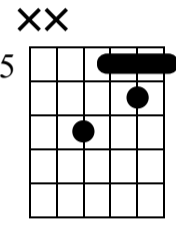
10 *let ring* *let ring* *let ring* 11 *let ring* *let ring* 12 *let ring* *let ring* *let ring* *let ring*

T	3	4	3	4	3	4	3	4	0	3	1	0	1	0	1	3	5	6	5	6	6	5	8
A	2	4	2	2	4	4	0	2	2	2	2	2	2	2	2	2	7	5	6	5	6	5	7
B	4	0	4	0	4	0	0	0	0	0	0	0	0	0	0	0	7	8	0	0	0	7	5

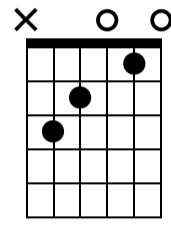
Am/E



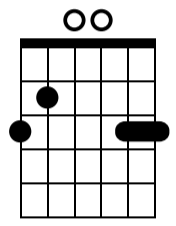
F/A



C



G



13 *let ring* *let ring* *let ring* *let ring* 14 *let ring* *let ring* *let ring* *let ring* 15 *let ring* *let ring*

T	5	5	5	5	0	1	3	5	6	5	6	5	6	5	8	0	0	1	1	3	3	3	0
A	7	5	5	7	2	2	2	5	6	6	5	6	5	5	8	0	1	1	0	3	0	3	0
B	7	7	0	7	0	2	2	0	8	0	7	7	5	7	3	3	3	3	3	3	3	3	0

16 *let ring* *let ring* 3x

T	1	1	0	1	0	5
A	0	1	0	1	0	5
B	3	3	3	3	7	7