

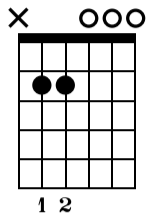
Jeux Interdits

Narcisso Yepes

Standard tuning

♩ = 101

Em



n. guit.

Musical notation for measures 1-4. The top staff is a treble clef with a 9/8 time signature. The bottom staff is a guitar TAB with a dashed line above it labeled "let ring".

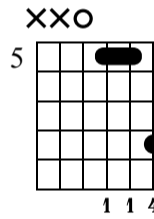
Measure 1: Treble clef notes: G4, A4, B4, A4, G4. Bass clef notes: E3, G3, B2. TAB: 7 0 0 0 0 0. let ring: 7 0 0 0 0 0.

Measure 2: Treble clef notes: G4, A4, B4, A4, G4. Bass clef notes: E3, G3, B2. TAB: 7 0 0 0 0 0. let ring: 7 0 5 0 3 0.

Measure 3: Treble clef notes: G4, A4, B4, A4, G4. Bass clef notes: E3, G3, B2. TAB: 3 0 0 0 0 0. let ring: 3 0 2 0 0 0.

Measure 4: Treble clef notes: G4, A4, B4, A4, G4. Bass clef notes: E3, G3, B2. TAB: 0 0 3 0 7 0. let ring: 0 0 3 0 7 0.

Am



Musical notation for measures 5-8. The top staff is a treble clef with a 9/8 time signature. The bottom staff is a guitar TAB with a dashed line above it labeled "let ring".

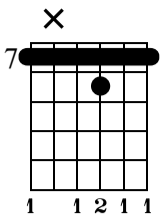
Measure 5: Treble clef notes: G4, A4, B4, A4, G4. Bass clef notes: E3, G3, B2. TAB: 12 0 0 0 0 0. let ring: 12 0 0 0 0 0.

Measure 6: Treble clef notes: G4, A4, B4, A4, G4. Bass clef notes: E3, G3, B2. TAB: 12 0 10 0 8 0. let ring: 12 0 10 0 8 0.

Measure 7: Treble clef notes: G4, A4, B4, A4, G4. Bass clef notes: E3, G3, B2. TAB: 8 5 7 5 5 5. let ring: 8 5 7 5 5 5.

Measure 8: Treble clef notes: G4, A4, B4, A4, G4. Bass clef notes: E3, G3, B2. TAB: 5 5 7 5 8 5. let ring: 5 5 7 5 8 5.

B7

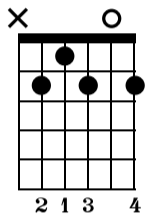


Musical notation for measures 9-12. Measure 9 starts with a treble clef and a key signature of one sharp (F#). The melody consists of eighth and quarter notes. Measure 10 has a sharp sign above the staff. Measure 11 has a sharp sign above the staff. Measure 12 has a sharp sign above the staff.

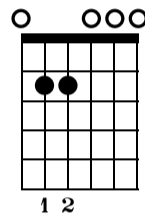
let ring

TAB for measures 9-12. Measure 9: 7 7 8 7 8 7 8. Measure 10: 11 7 8 7 8 7 8. Measure 11: 7 0 5 0 3 0 0. Measure 12: 3 0 2 0 0 0 0.

B7



Em

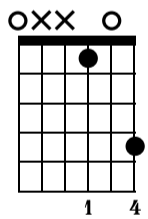


Musical notation for measures 13-16. Measure 13 has a sharp sign above the staff. Measure 14 has a sharp sign above the staff. Measure 15 has a sharp sign above the staff. Measure 16 ends with a double bar line and a fermata over the final chord.

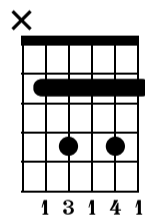
let ring

TAB for measures 13-16. Measure 13: 2 0 2 0 2 0 2. Measure 14: 2 0 3 0 2 0 2. Measure 15: 0 0 0 0 2 0 2. Measure 16: 0 0 0 2 2 2 0.

E



B7



Musical notation for measures 17-20. Measure 17 has a sharp sign above the staff. Measure 18 has a sharp sign above the staff. Measure 19 has a sharp sign above the staff. Measure 20 has a sharp sign above the staff.

let ring

TAB for measures 17-20. Measure 17: 4 0 1 0 1 0 1. Measure 18: 4 0 2 0 0 0 1. Measure 19: 5 2 4 2 4 2 4. Measure 20: 4 2 3 2 4 2 4.

A
xox
5
2 1 4

Bsus2add9
xx
7
1 2 1 3

E6 E
oxx oxx
9
1 1 1 3 4 1

C#m/E
xxx
9

21 22 23 24

let ring

TAB

9	9	9	9	11	9	9	7	7	7	9	11
5	5	5	5	7	7	9	9	9	9	9	9
6	6	6	6	8	8	9	9	9	9	9	9
0				7		0				0	

E
oxx
9
1 1 4

A
xox
9
1 2 1

Aadd9 A
xox xox
4

25 26 27 28

let ring

TAB

12	12	12	12	11	10	9	9	9	9	7	5	5
9	9	9	9	9	9	10	10	10	10	10	5	5
9	9	9	9	9	9	9	9	9	9	9	6	6
0				0		0				0		

E
oxx x
1 4

B7add13
x x o
1 2 4

E/B
x oo
2 3 1

29 30 31 32

3x

let ring

TAB

4	4	4	4	5	2	0	0	0	0	0	0
0	0	0	0	0	0	0	0	0	0	0	0
1	1	1	1	2	2	2	1	1	1	1	1
0				2		2				4	0