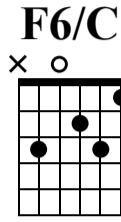
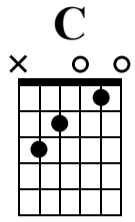


# PRÉLUDE EN DO MAJEUR

Variation par T-Boy Guitar  
Jean-Sébastien BACH

Standard tuning

♩ = 76



n.guit.

let ring

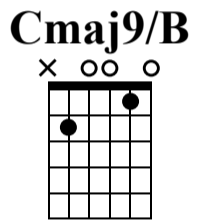
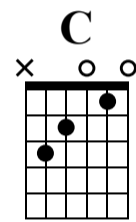
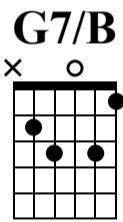
let ring

let ring

let ring

TAB

3 2 0 0 1 0 | 3 2 0 0 1 0 | 3 0 2 3 2 3 | 3 0 2 3 2 3



let ring

let ring

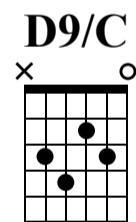
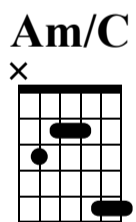
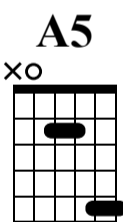
let ring

let ring

let ring

TAB

2 3 0 3 1 3 | 2 3 0 3 1 3 | 3 2 0 1 0 1 | 3 2 0 1 0 1



let ring

let ring

let ring

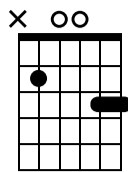
let ring

let ring

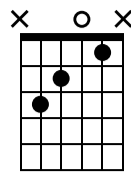
TAB

0 2 2 5 2 5 | 0 2 2 5 2 5 | 5 0 4 2 3 4 | 3 0 4 2 3 4

**G/B**



**C**

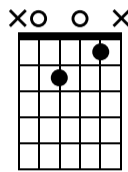


13 14 15 16

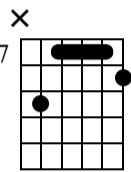
*let ring* *let ring* *let ring* *let ring*

TAB 2 0 0 3 0 3 3 | 2 0 0 3 0 3 3 | 2 3 2 0 2 0 1 | 2 3 2 0 2 0 1

**Am7**



**D7/F#**

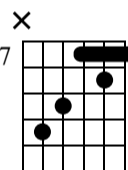


17 18 19 20

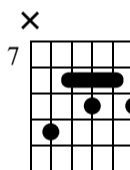
*let ring* *let ring* *let ring* *let ring*

TAB 0 3 2 0 2 0 1 | 0 3 2 0 2 0 1 | 9 7 7 7 8 7 8 | 9 7 7 7 8 7 8

**G**



**Gdim7**

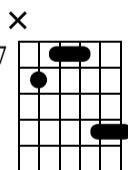


21 22 23 24

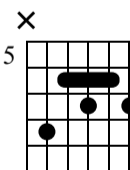
*let ring* *let ring* *let ring* *let ring*

TAB 9 7 8 7 8 7 | 10 9 7 8 7 8 7 | 10 8 9 8 9 8 9 | 10 8 9 8 9 8 9

**Dm/F**



**Fdim7**

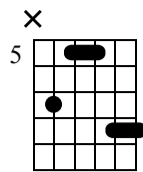


25 26 27 28

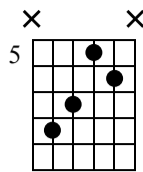
*let ring* *let ring* *let ring* *let ring*

TAB 8 7 7 10 7 10 | 8 7 7 10 7 10 | 8 6 7 6 7 6 7 | 8 6 7 6 7 6 7

**C/E**

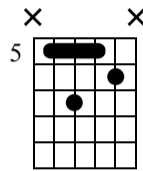


**F**

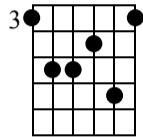


Musical notation for measures 29-32. Treble clef, 4/4 time. Notes: 29 (C4, D4, E4, F4), 30 (G4, A4, B4, C5), 31 (B4, A4, G4, F4), 32 (E4, D4, C4, B3).  
 TAB: 29 (7 5 5 8 5 8), 30 (7 5 5 8 5 8), 31 (7 8 7 5 7 5), 32 (7 8 7 5 7 5).  
*let ring* (repeated under each measure)

**F/D**

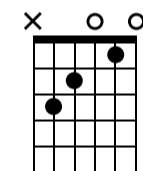


**G7**

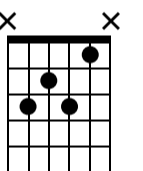


Musical notation for measures 33-36. Treble clef, 4/4 time. Notes: 33 (C4, D4, E4, F4), 34 (G4, A4, B4, C5), 35 (B4, A4, G4, F4), 36 (E4, D4, C4, B3).  
 TAB: 33 (5 8 7 5 6 7), 34 (5 8 7 5 6 7), 35 (3 5 5 4 5 4), 36 (3 5 5 4 5 4).  
*let ring* (repeated under each measure)

**C**

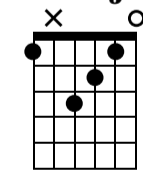


**C7**

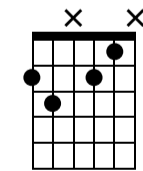


Musical notation for measures 37-40. Treble clef, 4/4 time. Notes: 37 (C4, D4, E4, F4), 38 (G4, A4, B4, C5), 39 (B4, A4, G4, F4), 40 (E4, D4, C4, B3).  
 TAB: 37 (3 2 0 1 0 1), 38 (3 2 0 1 0 1), 39 (3 2 3 1 3 1), 40 (3 2 3 1 3 1).  
*let ring* (repeated under each measure)

**Fmaj7**

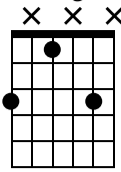


**F#dim**

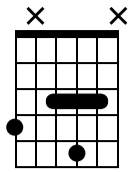


Musical notation for measures 41-44. Treble clef, 4/4 time. Notes: 41 (C4, D4, E4, F4), 42 (G4, A4, B4, C5), 43 (B4, A4, G4, F4), 44 (E4, D4, C4, B3).  
 TAB: 41 (3 2 1 0 2 1), 42 (3 2 1 0 2 1), 43 (2 3 2 1 4 2), 44 (2 3 2 1 4 2).  
*let ring* (repeated under each measure)

**Ebmaj7/G**

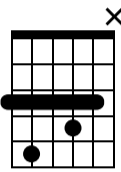


**D°/Ab**

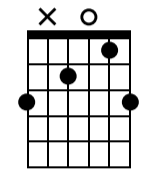


Musical notation for measures 45-48. Treble clef, key signature of two flats. The melody consists of eighth-note patterns. Below the staff, the text "let ring" is repeated for each measure. The TAB section shows the following fret numbers: Measure 45: T (0), A (1), B (3); Measure 46: T (0), A (1), B (3); Measure 47: T (3), A (4), B (5); Measure 48: T (3), A (4), B (5).

**G7**

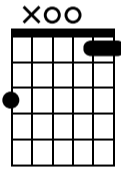


**C/G**

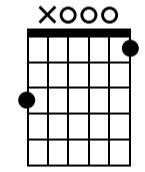


Musical notation for measures 49-52. Treble clef, key signature of two flats. The melody consists of eighth-note patterns. Below the staff, the text "let ring" is repeated for each measure. The TAB section shows the following fret numbers: Measure 49: T (3), A (5), B (3); Measure 50: T (3), A (5), B (3); Measure 51: T (2), A (0), B (1); Measure 52: T (2), A (0), B (1).

**G7/11**

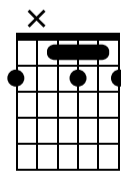


**G7**

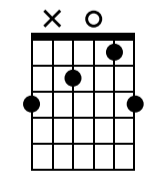


Musical notation for measures 53-56. Treble clef, key signature of two flats. The melody consists of eighth-note patterns. Below the staff, the text "let ring" is repeated for each measure. The TAB section shows the following fret numbers: Measure 53: T (0), A (0), B (1); Measure 54: T (0), A (0), B (1); Measure 55: T (0), A (0), B (0); Measure 56: T (0), A (0), B (0).

**F#dim7**

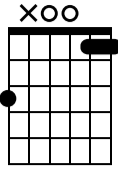


**C/G**

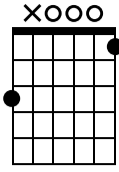


Musical notation for measures 57-60. Treble clef, key signature of two flats. The melody consists of eighth-note patterns. Below the staff, the text "let ring" is repeated for each measure. The TAB section shows the following fret numbers: Measure 57: T (1), A (2), B (2); Measure 58: T (1), A (2), B (2); Measure 59: T (2), A (0), B (1); Measure 60: T (2), A (0), B (1).

G<sup>7</sup>/11

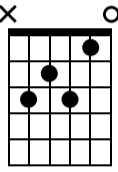


G<sup>7</sup>

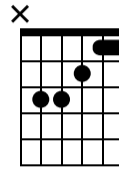


Musical notation for measures 61-64, including treble clef, notes, and guitar tablature with 'let ring' instructions.

C<sup>7</sup>



F/C



Musical notation for measures 65-68, including treble clef, notes, and guitar tablature with 'let ring' instructions.

Musical notation for measures 69-71, including treble clef, notes, and guitar tablature.